

# FIRST WORLD WAR & SECOND WORLD WAR WORKSHOP INFORMATION



We are committed to using the educational potential of The Black Watch Museum to create and provide inspiring learning experiences for all.

# I. INTRODUCTION

The Black Watch Castle and Museum is committed to creating and delivering world class learning opportunities that will contribute to the advancement of education, arts, heritage and culture.

Our learning programme focuses on encouraging pupils to engage with and learn from the fascinating artefacts and personal stories within The Black Watch Museum. Each of our workshops incorporates relevant aspects of the Curriculum for Excellence and gives your pupils the opportunity to handle and learn from primary source materials as a way of developing their investigative, creative and communication skills.

As the original recruitment area for The Black Watch was Angus, Dundee, Fife and Perthshire, the Regiment's history has a particular relevance for pupils living in these counties.

A visit to The Black Watch Museum includes:


- Themed learning experiences led by our dedicated Learning Team.
- A unique opportunity to engage with significant artefacts from Scotland's history. These include uniforms, weapons, medals, fine art, photographs, letters and diaries.
- A complementary 2-for-1 Museum Admission Voucher for each pupil.

If your class is studying a particular topic or theme we can work together to create a bespoke activity which will meet your specified learning objectives.

To book a learning visit please complete a [booking form](#) and return to:

Learning and Audiences Officer

T: 01738 638162 Ex 205 | E: [learning@theblackwatch.co.uk](mailto:learning@theblackwatch.co.uk)





## 2. OVERVIEW OF THE BLACK WATCH MUSEUM

### COLLECTION AND DISPLAYS

The Black Watch Museum is housed within Balhousie Castle, the origins of which are said to date back to the 12th Century. Raised in 1725, The Black Watch was an elite Regiment which served in the British Army for almost three centuries.

A visit to the ancestral home of The Black Watch brings this iconic Regiment's past to life and offers an insight into a range of themes including:

- How we can use primary sources to understand the past.
- The personal experiences of soldiers and their families.
- Scotland's relationship with cultures from around the World.
- The wars and conflicts which helped to shape Scotland.
- The significance of technological advances through history.
- The expression of Scotland's cultural identity in the 18th, 19th and 20th centuries.

The Museum's exhibits relate to the following time periods and conflicts, any of which can form the focus of a learning visit:

- Early Years (1725-1745)
  - War of Austrian Succession (1745)
- French Wars (1745-1815)
  - North America (1756-63 and 1776-83)
  - India (1799)
  - Egypt (1801)
  - Peninsular War (1807-1814)
  - Quatre Bras and Waterloo (1815)
- Empire (1815-1914)
  - Crimean War (1854-56)
  - Indian Mutiny (1857-58)
  - Ashanti (1874)
  - Egypt and Sudan (1882-6)
  - Boer War (1899-1902)
- First World War (1914-1918)
- Second World War (1939-1945)
- Post War (1945-2006)

There are also thematic displays relating to:

- A Day in the Life of a Soldier
- The Black Watch and the Royal Family
- Orders, Medals and Decorations
- Remembrance
- Special Exhibition



# 3. MUSEUM VISIT STRUCTURE: FIRST WORLD WAR AND SECOND WORLD WAR WORKSHOP

The workshop's core activities include a visit to the First World War Gallery or Second World War Gallery depending on the workshop and the Memorial Wall within the Castle grounds. In addition, teachers can ask for one or more of the optional workshops listed below, or a period of self-guided exploration, to be incorporated into the visit.

Activity	Location	Duration
Arrival and Introduction	Education Room	10 Minutes
History Hunt	First World War Gallery	45 Minutes
Workshop	Education Room First	45 Minutes
Workshop	World War Gallery	45 Minutes
Workshop	Castle Grounds	45 Minutes
Conclusion	Education Room	10 Minutes

## Core Activities

### History Hunt

Students will be escorted to one of The Black Watch Castle and Museum galleries by one of the BWCM facilitators and encouraged to locate items relevant to the learning objectives of their visit. They will be encouraged to explore and discuss items in the gallery as teams, utilising worksheets, before regrouping to discuss the history of The Black Watch in the context of national history and heritage and the relevance of the items discovered throughout the activity.



LIT 0-01c, LIT 0-02a / ENG 0-03a, LIT 0-14a, LIT 1-02a, LIT 2-02a, LIT 3-02a, LIT 4-02a, LIT 0-04a, LIT 1-04a, LIT 0-07a / LIT 0-16a / ENG 0-17a, LIT 1-07a, LIT 0-10a, LIT 1-09a, LIT 2-10a / LIT 3-10a, LIT 3-09a, LIT 4-09a, LIT 0-07a / LIT 0-16a / ENG 0-17a, ENG 0-12a / LIT 0-13a / LIT 0-21a, LIT 1-21a, LIT 1-23a, LIT 2-23a, LIT 3-23a, LIT 4-23a, MNU 0-20a, MNU 0-20b, MNU 0-20c, MNU 1-20b, MNU 2-20b, EXA 1-03a, HWB 0-01a / HWB 1-01a / HWB 2-01a / HWB 3-01a / HWB 4-01a, HWB 0-12a / HWB 1-12a / HWB 2-12a / HWB 3-12a / HWB 4-12a, HWB 0-14a / HWB 1-14a / HWB 2-14a / HWB 3-14a / HWB 4-14a, HWB 0-20a / HWB 1-20a, HWB 0-19a, HWB 2-20a / HWB 3-20a / HWB 4-20a, HWB 0-23a, HWB 1-23a, HWB 4-23a, SOC 0-01a, SOC 0-02a, SOC 0-17a, SOC 1-02a, SOC 3-01a, SOC 4-02a, SOC 3-05a, SOC 2-06a, SOC 4-06a, SOC 4-06b, SOC 4-06d

## Optional Activities

### Option 1: Uniforms and Weapons

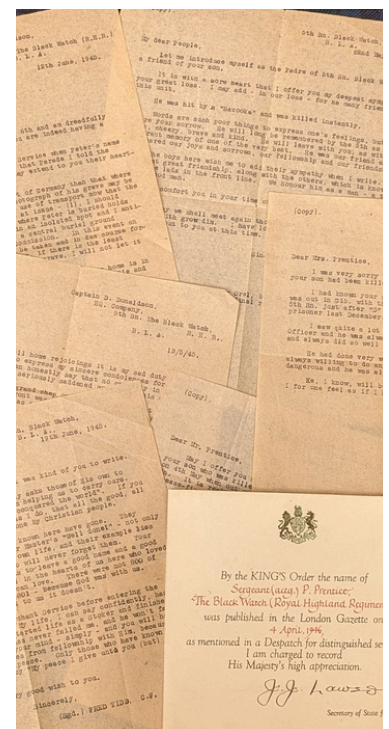
Students will be presented with uniforms worn by the Black Watch through time. Throughout the presentation of the uniforms, students are welcomed to come try on the clothing and encouraged to discuss the way people in the past might have felt when they wore these uniforms and experienced difficulties of their time. The group will discuss the reasons for changes in the uniform due to the environment and location of members of The Black Watch as well as the influences from other cultures and societies.



Curriculum Links: SOC 0-01a, SOC 1-02a, SOC 1-04a, SOC 2-02a, SOC 2-04a, SOC 2-06a, SOC 4-02a, SOC 4-05a, SOC 4-06b, LIT 0-02a / ENG 0-03a, LIT 0-04a, LIT 0-10a, LIT 1-02a, LIT 1-07a, LIT 1-09a, LIT 2-02a, LIT 2-09a, LIT 2-10a / LIT 3-10a, LIT 3-02a, LIT 4-02a, LIT 0-07a / LIT 0-16a / ENG 0-17a, EXA 0-01a / EXA 1-01a / EXA 2-01a, EXA 3-01b, HWB 0-11a / HWB 1-11a / HWB 2-11a / HWB 3-11a / HWB 4-11a, HWB 0-19a, HWB 3-19a, LGL 0-01a / LGL 0-05a / LGL 0-07a / LGL 0-08a, RME 0-02a, RME 0-05a, RME 0-09a, RME 1-09b, SCN 0-15a

### Option 2: Primary Sources

This activity is adaptable for each class. Materials may be sourced from the Education archive or from reliable sources relevant to the topic requested by educator responsible for booking the visit. Talk for a bit about what primary sources are and where we can access them. Use a combination of media - letters, photos, newspapers, postcards, etc. and encourage students to read and examine them closely. Use the Primary Sources worksheet to show them what they're looking for within a document. Stains, tears, handwriting, content, markings, signatures, images, etc. Ask them to talk about what the source is meant to convey to the reader and what it might be useful for in the modern day. What does it teach us? Students will be grouped into teams or allowed to work as individuals depending on the number in attendance and given worksheets and pencils.



Curriculum Links: HWB 1-19a, HWB 2-19a, HWB 3-19a, LIT 0-01c, LIT 0-02a / ENG 0-03a, LIT 1-02a, LIT 2-02a, LIT 3-02a, LIT 4-02a, LIT 1-04a, LIT 1-05a, LIT 1-06a, LIT 2-04a, LIT 2-05a, LIT 2-06a, LIT 3-04a, LIT 4-04a, LIT 3-05a / LIT 4-05a, LIT 3-06a / LIT 4-06a, LIT 0-07a / LIT 0-16a / ENG 0-17a, LIT 1-07a, LIT 1-08a, LIT 2-07a, LIT 2-08a, LIT 2-09a, LIT 3-07a, LIT 3-08a, LIT 4-07a, LIT 4-08a, LIT 0-09b / LIT 0-31a, LIT 0-10a, LIT 1-09a, LIT 3-09a, LIT 4-09a, LIT 2-10a / LIT 3-10a, LIT 4-10a, LIT 1-13a, LIT 2-13a, LIT 3-11a, LIT 3-13a, LIT 4-13a, LIT 0-14a, LIT 0-07a / LIT 0-16a / ENG 0-17a, LIT 1-16a, LIT 1-14a, LIT 3-14a / LIT 4-14a, LIT 3-15a / LIT 4-15a, LIT 3-16a, LIT 4-16a, LIT 1-18a, LIT 2-18a, LIT 3-18a, LIT 4-18a, LIT 1-25a, LIT 2-25a, LIT 3-25a, LIT 4-25a, MNU 2-20a, MNU 2-20b, MNU 3-20a, SOC 0-01a-SOC 4-22b,



## Optional Activities

### Option 4: Lance Corporal Finlay VC


Students will be introduced, in the museum gallery, to Lance Corporal David Finlay by viewing his Victoria Cross and hearing his story. Students will then be invited to use the gallery space to recreate the event for which Finlay was awarded his VC by making "snapshots" of each scene and breaking down the story into images to be acted out in groups or as a group.

Curriculum Links: EXA 0-01a / EXA 1-01a / EXA 2-01a, EXA 0-02a, EXA 1-03a, EXA 0-12a, EXA 1-12a, EXA 0-13a / EXA 1-13a / EXA 2-13a, EXA 0-14a, HWB 0-21a, HWB 0-22a, HWB 1-21a, LIT 0-01b / LIT 0-11b, LIT 1-04a, LIT 2-04a, LIT 0-09a, LIT 0-09b / LIT 0-31a, LIT 0-01c, SOC 1-03a, SOC 1-06a, SOC 2-06a, SOC 3-06a, SOC 4-06a



### Option 3: Life in the Trenches

This programme may also be adjusted based on the age and year of the group. Students will be introduced to Private McNiven, a Black Watch soldier who fought in the First World War trenches. He will give an interactive lecture about what life was like for men who participated in the First World War. From stinky cheeses to lice, students will experience life in the trenches of the First World War up close and have the opportunity to question Private McNiven about what life was like a century ago.



Curriculum Links: LIT 0-01c, LIT 0-02a / ENG 0-03a, LIT 1-02a, LIT 2-02a, LIT 0-04a, LIT 1-04a, LIT 2-04a, LIT 3-04a, es. LIT 4-04a, LIT 3-09a, SOC 0-01a, SOC 3-01a, SOC 4-02a, SOC 1-02a, SOC 1-03a, SOC 0-04a, SOC 1-04a, SOC 2-04a, SOC 3-04a.

### Option 3: Medals

Students will be given the chance to handle medals from the First and Second World Wars before discussing ways in which people have earned medals and recognition. We will look at examples of medals awarded for bravery and service and discuss citizenship before students are invited to design their own medals for people in their communities who make the world a better place.



Curriculum Links: HWB 0-10a / HWB 1-10a / HWB 2-10a / HWB 3-10a / HWB 4-10a, HWB 0-13a / HWB 1-13a / HWB 2-13a / HWB 3-13a / HWB 4-13a, LIT 2-02a, LIT 3-02a, EXA 1-03a, EXA 0-05a / EXA 1-05a / EXA 2-05a, EXA 0-06a, EXA 3-06a, EXA 4-07a, HWB 0-12a / HWB 1-12a / HWB 2-12a / HWB 3-12a / HWB 4-12a, HWB 1-19a, HWB 2-20a / HWB 3-20a / HWB 4-20a, HWB 0-20a / HWB 1-20a, SOC 0-09a, SOC 1-11a, SOC 1-16a, SOC 3-06a, SOC 1-16a, SOC 2-16a

## 4. PRE AND POST VISIT ACTIVITIES

The Black Watch Museum has created a series of activities which can be used to either prepare a class for a visit to the Museum or to create your own museum after the visit.

These can be acquired by emailing the Learning & Audiences Officer:  
[learning@theblackwatch.co.uk](mailto:learning@theblackwatch.co.uk)

## 5. BOOKING A VISIT

Learning visits can be booked for any weekday, either in the morning or afternoon. The duration and content of each workshop can be tailored to suit the needs of individual classes.

There is a charge of £5 per child (ages 5-16) to cover the admission cost for the Museum, with accompanying adults being free of charge.

### **Bursary**

Through the generosity of the Friends of The Black Watch Castle and Museum a School Bursary is now available. This bursary is targeted at schools that may be deterred from organising a visit due to the cost and whose students would most benefit from a visit to the Museum. To make an application, please complete a School Bursary Application and email to the Learning and Audiences Officer.

### **Self-Guided Learning Visits**

If you are planning a self-guided learning visit, we still ask that you arrange a time for your visit with our Learning and Audiences Officer so that we can avoid clashes with other groups. This will also ensure that we have trails or worksheets available for your class upon arrival.

The admission fee for pupils will apply (£5 per child aged 5-16). Accompanying adults will not be charged.

## 6. EDUCATION OUTREACH SERVICE

We strongly recommend that your class visits The Black Watch Museum as this allows pupils to access the full range of its engaging exhibits and artefacts. If this is not possible, a member of our Learning Team can visit your school.

All optional workshops detailed above can be adapted for delivery in the classroom. We can also create a bespoke session which will meet your specified learning objectives.

For outreach visits of up to 3 hours, within a 10 mile radius of The Black Watch Museum, there is a £75 suggested donation. A further donation of £0.45 per mile is suggested to cover travel expenses out with a 10 mile radius.

# 7. ADDITIONAL INFORMATION

## Opening Hours

Summer (1st April to 31st October) | Monday to Sunday 9.30am-4.30pm

Winter (1st November to 31st March) | Monday to Sunday 10.00am-4.00pm

## Price

We pride ourselves on offering a unique educational experience for young people across Scotland. To ensure we can continue this work we charge a small fee of £5 per pupil. Our School Trip Bursary can cover this cost on application.

## Group Size

The Black Watch Museum can accommodate pupil groups of up to 30. Larger groups could be accommodated upon request. In order to facilitate learning, classes of 16 or more pupils will be divided into smaller groups. Please ensure that visiting groups are accompanied by one responsible adult per ten pupils

## Parking

There is a car park on site with allocated space for a coach; please indicate in the booking form if a coach space will be required.

## Upon Arrival

Please report to the front desk. Coats and bags can be left in the designated learning space. The room will be locked if left unoccupied for any period of time however we are unable to accept responsibility for any lost or damaged belongings.

## Toilets

Toilets are situated at the far end of the Castle Gift Shop on the ground floor. Group leaders are asked to take responsibility for pupils leaving the group to visit the toilet.

## Lunch/Snacks

Pupils can eat a packed lunch or snack in the designated learning space. We also have a Bistro on site that is open during Museum hours. Please let us know in advance if you would like the Cafe to provide lunch or a snack for your group.





## **Accessibility**

At the Black Watch Castle & Museum we aim to be accessible to all. Please advise of any access needs when completing the booking form; the Learning Team will do all they can to assist.

## **Castle Gift Shop**

The Castle Gift Shop stocks a range of children's products. Please detail in the booking form if you would like to factor in time to allow your pupils to browse and make purchases.

## **Group Behaviour**

It is the responsibility of the Learning Team to provide a safe environment during a visit. Pupils will remain the responsibility of accompanying teachers and group leaders; we ask that your group is mindful they are sharing the Museum galleries with other members of the public. Please respect the following guidelines:

- Group leaders must supervise pupils at all times. The Learning Team's role is to provide an interactive, engaging and fun educational visit however we are not responsible for pupil behaviour.
- Pupils should not run within the galleries.
- Pupils should not leave the building without prior permission from their group leader.
- Do not touch gallery exhibits.
- Be aware of uneven flooring, steps and stairs, and areas where lighting is reduced.
- Beware of doors closing on fingers.
- Pupils should not enter any unauthorised areas (these are clearly marked) or go under or beyond any barriers.

## **Contact**

To make further enquiries or to book a learning or outreach visit contact:

Learning and Audiences Officer

T: 01738 638162 Ex 205

E: [learning@theblackwatch.co.uk](mailto:learning@theblackwatch.co.uk)

**We look forward to welcoming you to The Home of The Black Watch**